

# How to Create Home Access for MedOne Education

MedOne Home Access is free for institutional users and offers the following features:

Ability to access MedOne from anywhere

Ability to create personal notes and playlists

Ability to use the MedOne app

How it works:

To access MedOne from outside your institution, you must first set up a Home Access profile with a username and password on a device within your institution's VPN or IP range so that you are recognized as a legitimate user.

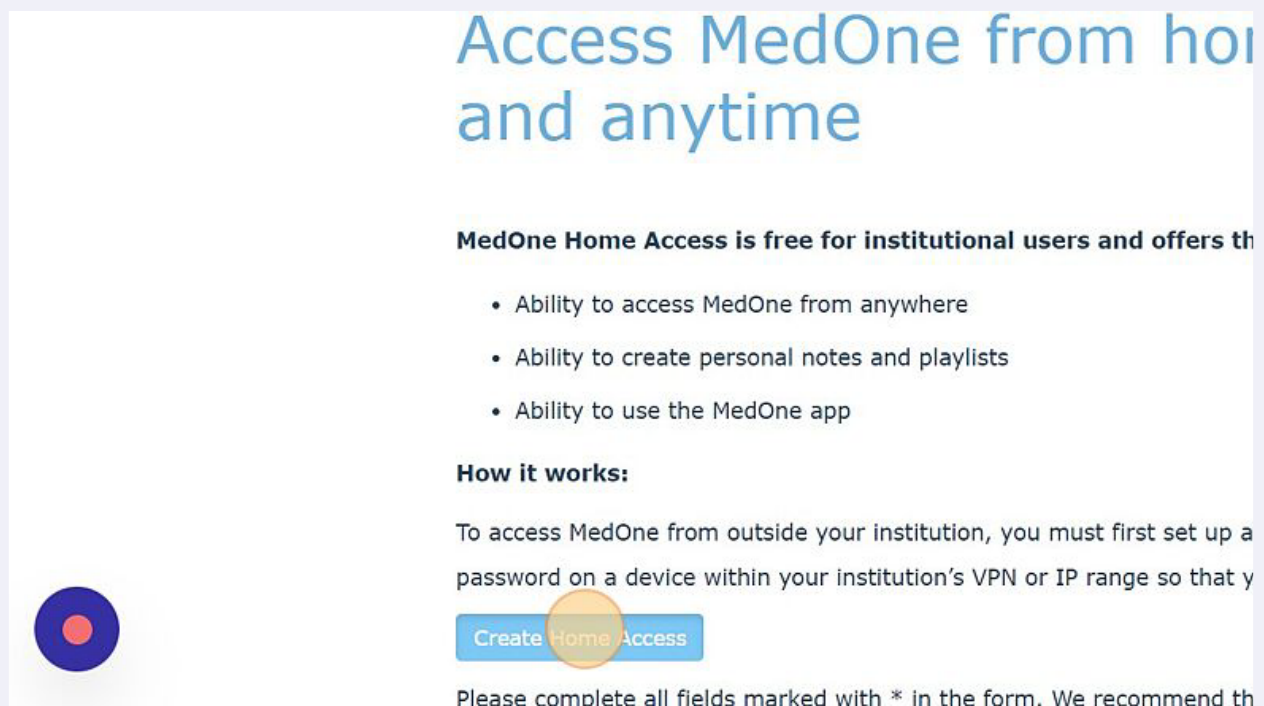
1

Navigate to [medone-education.thieme.com](https://medone-education.thieme.com)

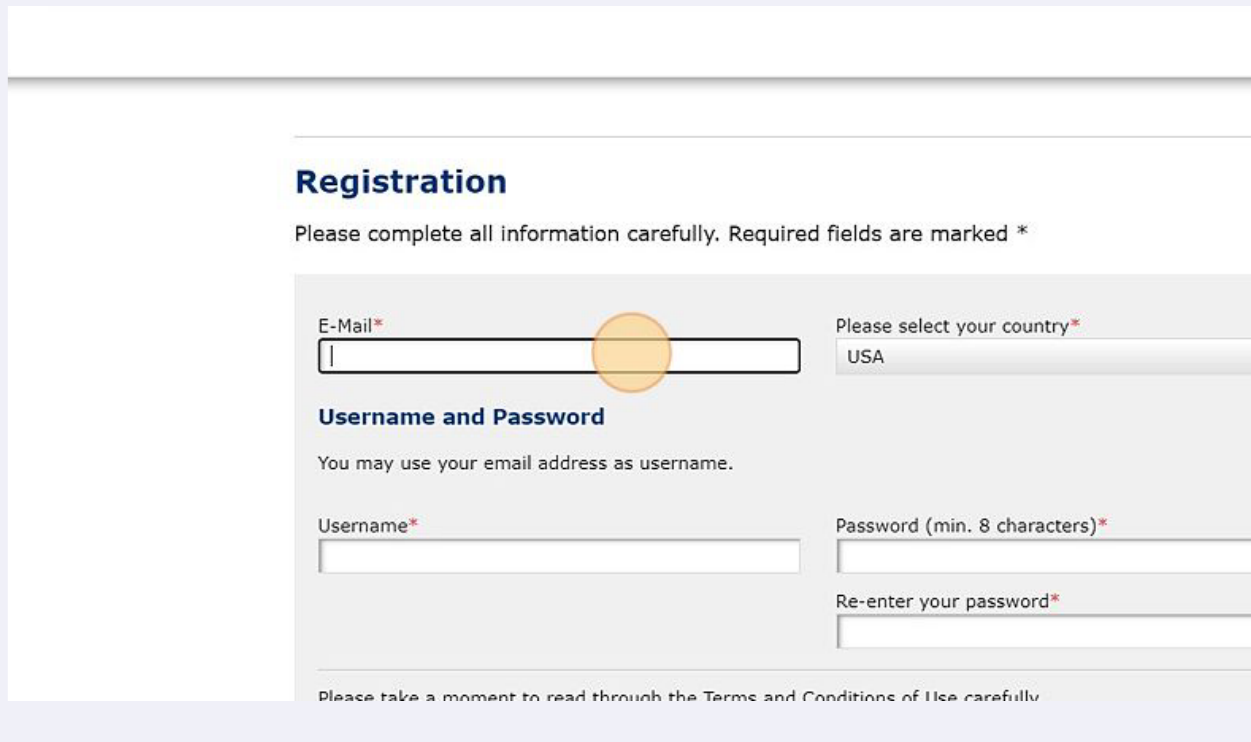
2 Click "Create Home Access"



3 A new tab will open on your browsers window. Click "Create Home Access" again



#### 4 Create username and set password for your MedOne Home access account

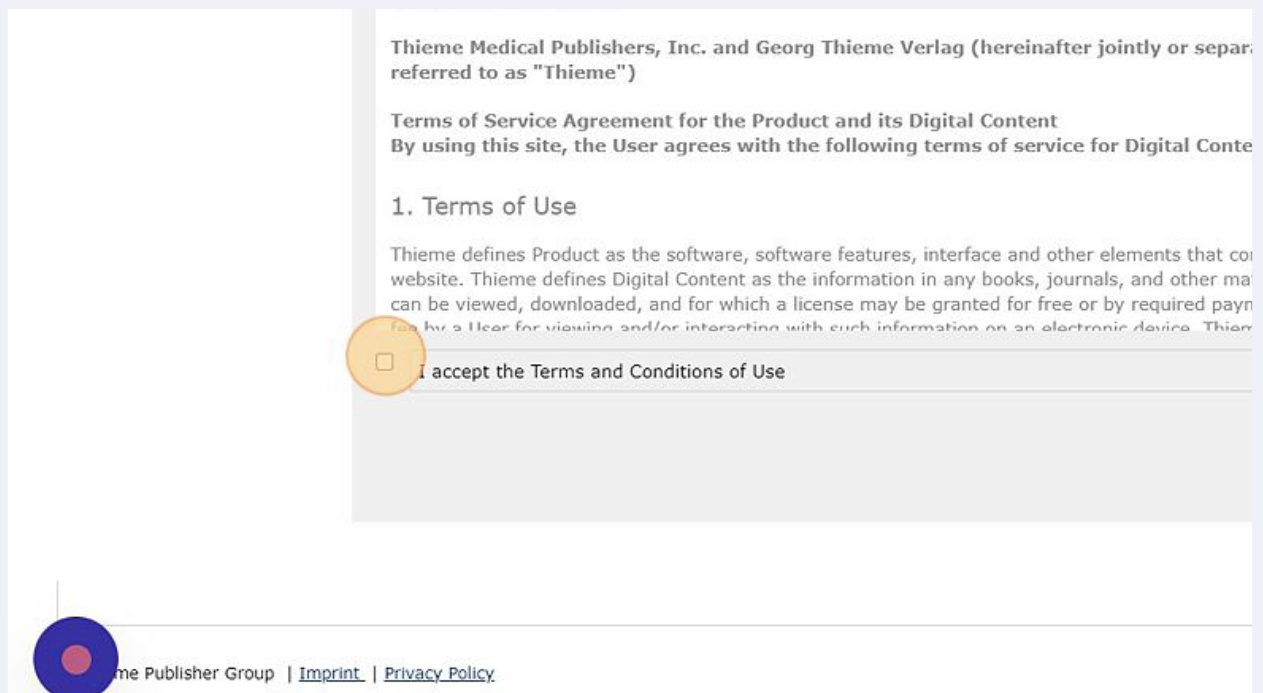


The registration form is titled "Registration" and includes a note: "Please complete all information carefully. Required fields are marked \*". It contains the following fields:

- E-Mail\***: A text input field with a yellow circle highlighting it.
- Please select your country\***: A dropdown menu with "USA" selected.
- Username and Password**: A section header.
- You may use your email address as username.**: A note.
- Username\***: A text input field.
- Password (min. 8 characters)\***: A text input field.
- Re-enter your password\***: A text input field.

At the bottom, there is a link: "Please take a moment to read through the Terms and Conditions of Use carefully".

#### 5 Click the "I accept the Terms and Conditions of Use" field.



The page displays the "Terms of Service Agreement for the Product and its Digital Content". It states: "By using this site, the User agrees with the following terms of service for Digital Content".

### 1. Terms of Use

Thieme defines Product as the software, software features, interface and other elements that constitute the website. Thieme defines Digital Content as the information in any books, journals, and other materials that can be viewed, downloaded, and for which a license may be granted for free or by required payment.

☐ I accept the Terms and Conditions of Use

At the bottom, there is a footer: "Thieme Medical Publisher Group | [Imprint](#) | [Privacy Policy](#)".

6 Click this button.

and Georg Thieme Verlag (hereinafter jointly or separately

the Product and its Digital Content  
es with the following terms of service for Digital Content

ware, software features, interface and other elements that comprise this  
tent as the information in any books, journals, and other material that  
r which a license may be granted for free or by required payment of a  
eracting with such information on an electronic device. Thieme defines

ts of Use

Next

7 Enter your personal information to complete your registration.

## Registration

Please complete all information carefully. Required fields are marked \*.

Salutation ☐ Ms. ☒ Mr. ☐ None

Title

First name\*

Last name\*

Location

--- please select ---

Position

--- please select ---

Department

--- please select ---

State

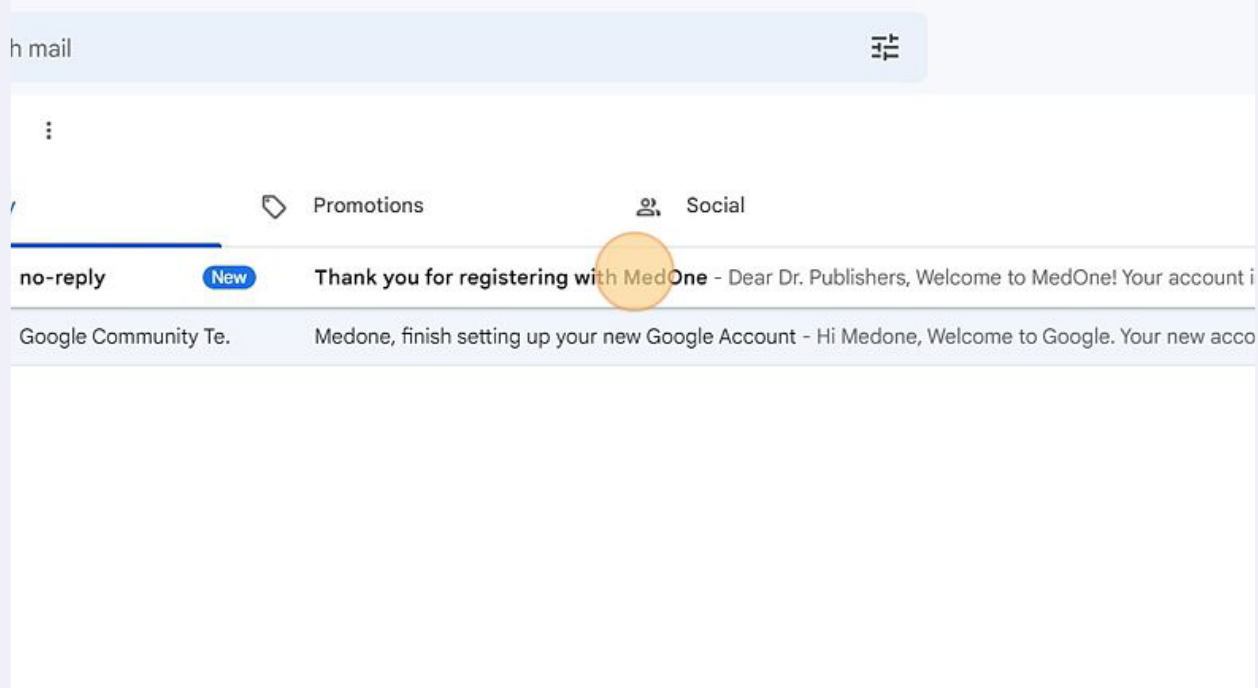
--- please select ---

8

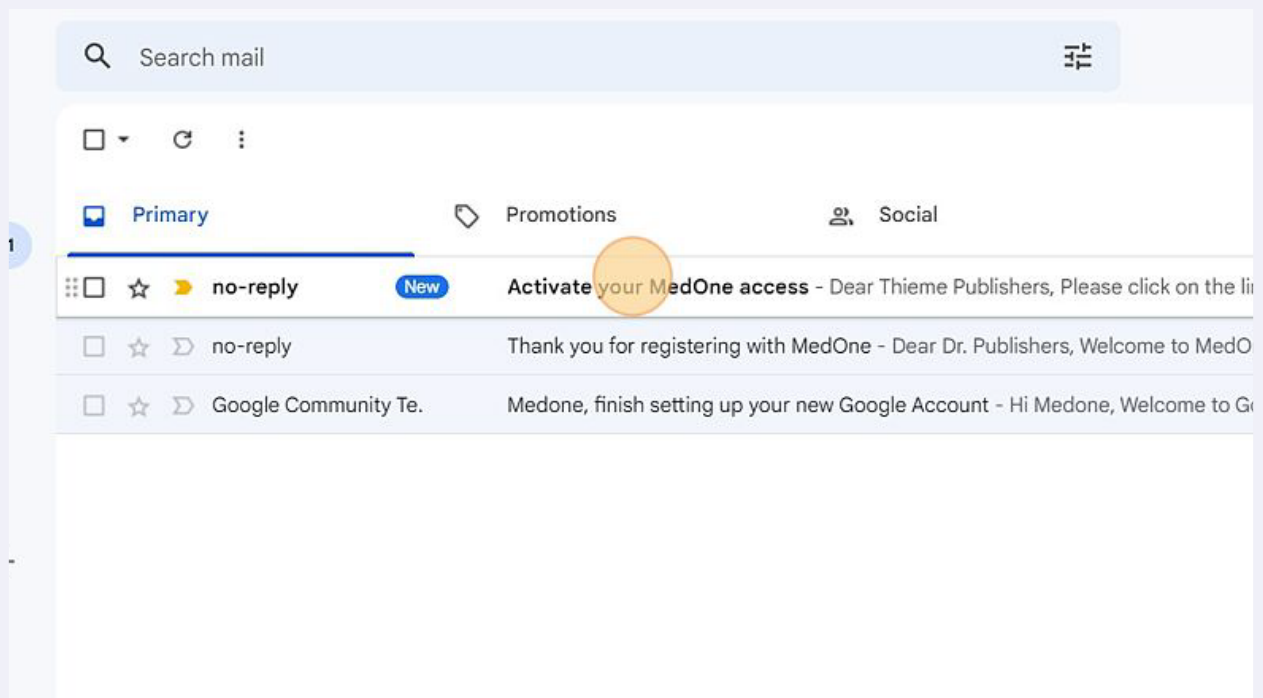
Check your email inbox for emails from MedOne. You will receive two emails, a thank you email containing your MedOne Home Access account information and an MedOne access activation email containing a link to activate your MedOne account.

9

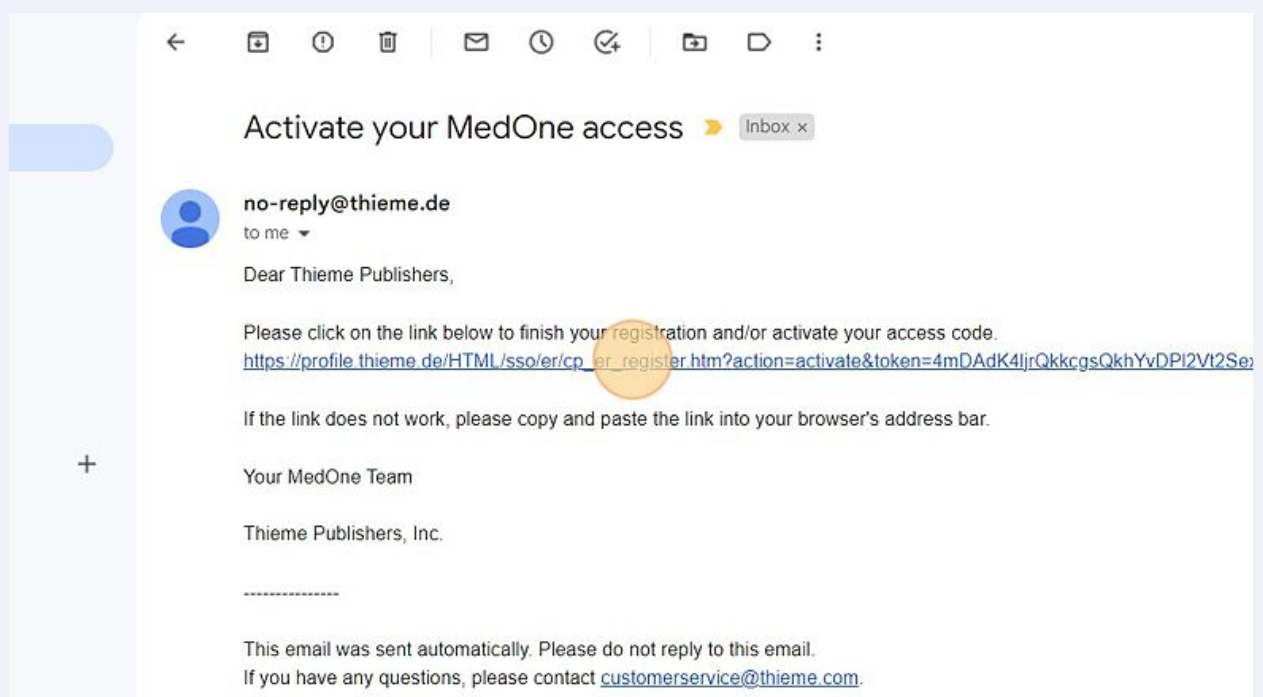
Email No.1: " Thank you for registering with MedOne"



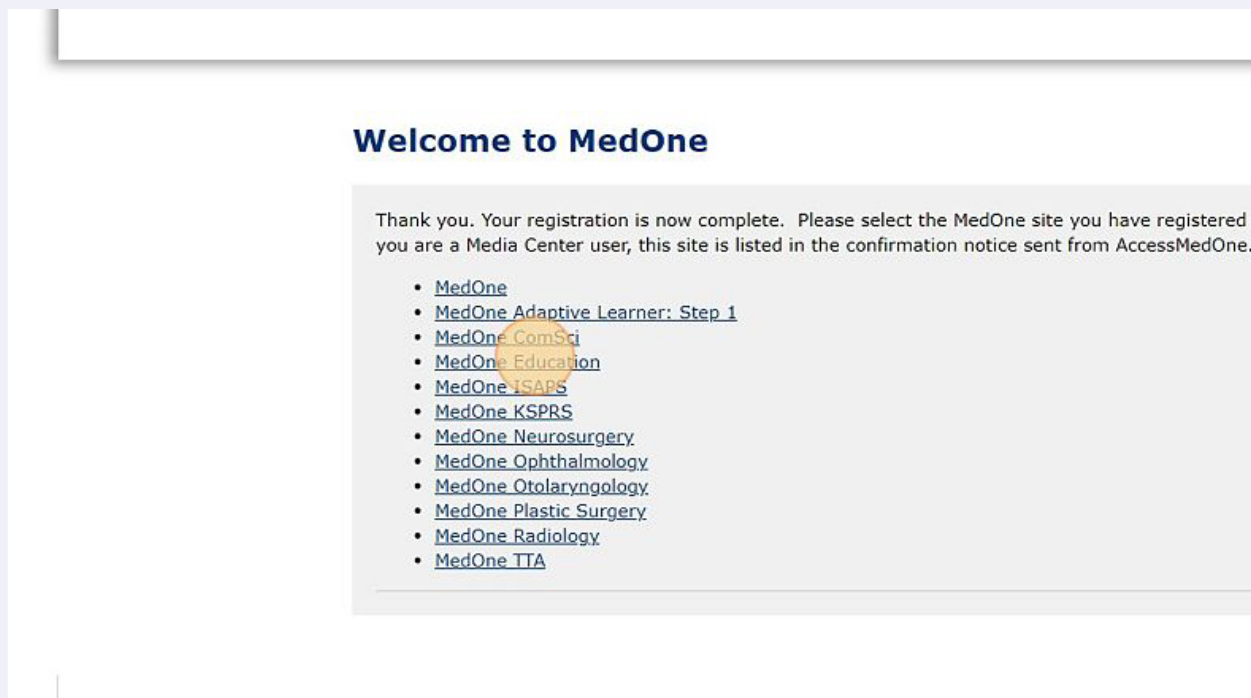
## 10 Email No.2: " Activate your MedOne access"



## 11 Click on the link to activate your account " [https://profile.thieme.de/HTML/sso/er/cp\\_er\\_register.htm?action=activate & token=4mDAdK4lJrQkkcgsQkhYvDPI2Vt2Sexxf cQPx2BSBWDNMlx3D](https://profile.thieme.de/HTML/sso/er/cp_er_register.htm?action=activate&token=4mDAdK4lJrQkkcgsQkhYvDPI2Vt2Sexxf cQPx2BSBWDNMlx3D) "



- 12 A new tab will open on your browser. Click "MedOne Education"



- 13 Click "Login"



14

Enter user name and password, then click Login to start using your MedOne Home Access account.

Home My MedOne

**MedOne** Edu

Sources / content

- E-Books
- Cases
- Adaptive Learner
- Playlists

User name

medone.education

Password

.....

Login →

Forgot your password? Open

Forgot your user name? Shit

Sign up for access from home

Your institution provides access to this resource. To create a H account, please visit our Registration page

15

Now your MedOne Home Access account is ready. You can 'Access MedOne from home, anywhere and anytime'